

SMART BATTERY QUICK GUIDE



- Phone needs Bluetooth 4.0 BLE (bluetooth low energy)
- Requires Android 4.3+
- Active Distance < 5.0m




- Supports iPhone 4S/ 5c /5 /5S /6 /6plus
- Requires IOS 6.0+
- Active Distance < 5.0m



Keeping you in charge with smarter battery solutions


SEARCH & CONNECT

1



Automatically Search Devices

2



Choose Devices

Wait for Connection

3



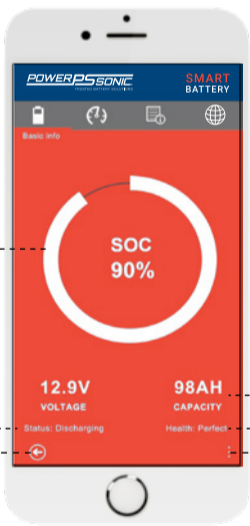
Click to Start

If you have selected a battery to connect with and the app is not confirming the connection, it may be because someone else has already connected to the battery. Only one device can be connected to a battery at any one time.

SUMMARY

STATUS

4



States Of Charge

Discharge
Standby
Charging

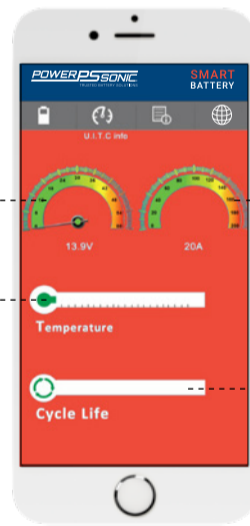
Back To Search/
Disconnect
from Battery

Battery Information

Battery Health

"Engineers Special"
need password

5



Battery Voltage

Output Current

Temperature


Cycle Life

"Engineers Special" when inputting the password as 1234 you can see each series voltage. When inputting 5678 you can rename the connected battery.

EVENTS

TIPS

6



Event Recorder

- Remaining Charge time
- Error Record
- high/low voltage
- over current charge/discharge
- high temp charge/discharge etc
- Notifications Push

1. Please install the latest version App.
2. Android devices require bluetooth 4.0 with BLE (bluetooth low energy) function.
3. The APP only supports "one to one" mode. (the bluetooth hardware feature)
4. The APP is only available for Power Sonic Lithium Bluetooth batteries and cannot connect to other devices.
5. You can only connect to a battery from one device at a time.

Any questions please contact us for help.