



**ES-10002000S** Power: 1000kW  
Energy: 2064kWh


**Containerized Battery Energy Storage System  
LiFePO4 Battery Technology**

**FEATURES**

- 20' containerized design complete with battery, PCS, HVAC, fire suppression, and local controller
- Maximum safety utilizing the safest type of lithium battery chemistry (LiFePO4) combined with an intelligent 3-level Battery Management System
- Tested to UL9540A and certified to UL9540
- Outstanding performance and long lifespan with over 5000 cycles
- Bi-directional PCS with multiple modes for flexible charging and discharging of batteries
- 100% prefabricated containerized design makes for quick and easily onsite installation
- Optimized for both on-grid and off-grid applications
- Integrated local controller for operation status control, grid-connection control, protection and data exchange

**APPROVALS**

- UL 9540 certified
- UL 9540A thermal runaway tested
- UN 38.3 certified
- IEC62619/62477 certified
- Complies with CEPA and NFPA safety codes

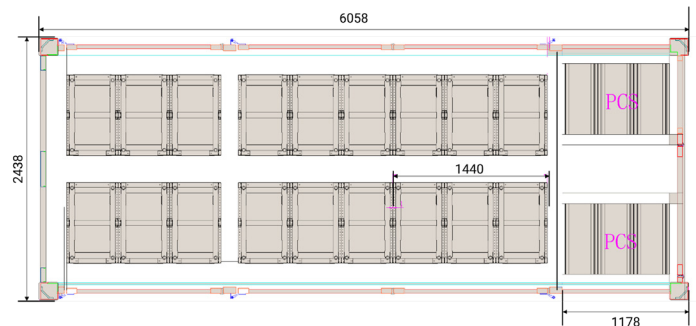


The graphics shown may differ from the actual structure.

**SYSTEM SPECIFICATIONS**

<b>Nominal Energy</b>	2064 kWh
<b>Rated AC Power (via PCS)</b>	1000 kW
<b>Nominal Capacity</b>	1680 Ah
<b>Nominal DC Voltage</b>	1228.8 Volts
<b>DC Voltage Range</b>	1075.2 ~ 1363.2 Volts
<b>Max. Continuous Charge</b>	836.8 A
<b>Max. Continuous Discharge</b>	836.8 A
<b>Grid-tied AC Connection</b>	690 VAC 50 / 60 Hz
<b>Optional Transformer</b>	Step down to loads: 690:400 or 690:480 V etc.. Step up to grid: 0.690:20, 25, 35 kV etc..
<b>Operating Temperature Range</b>	Charge 32°F (0°C) to 113°F (45°C) Discharge -4°F (-20°C) to 131°F (55°C)
<b>Cell Chemistry</b>	Lithium Iron Phosphate (LiFePO4)
<b>Dimensions (L x W x H)</b>	6058 x 2438 x 2591mm
<b>Weight (Approx.)</b>	~24,000kg
<b>Enclosure</b>	20' GP container IP65
<b>Containerized System Includes</b>	Battery, BMS PCS, HVAC, FSS, Local Controller and Optional Gas Detection & Release System,

**SYSTEM LAYOUT**



**EVESCO**  
(PART OF POWER SONIC CORP.)  
NA, LATAM & APAC  
365 Cabela Dr Suite 300,  
Reno, Nevada 89439  
USA  
T: +1 775 824 6500  
E: [evesco@power-sonic.com](mailto:evesco@power-sonic.com)



**EMEA**  
Smitspol 4, 3861 RS,  
Nijkerk  
The Netherlands  
T: +31 33 7410 700  
E: [evesco@power-sonic.com](mailto:evesco@power-sonic.com)



ELECTRIC VEHICLE ENERGY STORAGE COMPANY

## ES-10002000S

Containerized Battery Energy Storage System  
LiFePO4 Battery Technology




### BATTERY RACK SPECIFICATIONS

Cell Configuration	384s1p
Assembled Module Configuration	16s1p
Number of Modules per Rack	24
Nominal Energy	344.064 kWh
Nominal Capacity	280 Ah
Nominal Voltage	1228.8 Volts
Voltage Range	1075.2 ~ 1363.2 Volts
Max. Continuous Charge	280A @ 1C
Max. Continuous Discharge	280A @ 1C
HVU	Included
Communication	RS485, Modbus RTU/TCP
Air Cooled	Included
IP Level	IP20
Dimensions (W x D x H)	1440 x 650 x 2150 mm
Weight	2910 Kg
Number of Racks in ES-10002000S	6

### BATTERY MODULE SPECIFICATIONS

Cell Configuration	16s1p
Nominal Energy	14.336 kWh
Nominal Capacity	280 Ah
Nominal Voltage	51.2 Volts
Voltage Range	44.8 ~ 56.8 Volts
Cycles @ 25 °C	5000
BMU	Included
Cell Max. Continuous Charge	1C
Cell Max. Continuous Discharge	1C
Cell Peak Discharge @ 25 °C	3C, 10s
Communication	RS485, Modbus RTU/TCP
Air Cooled	Included
IP Level	IP20
Approvals	UL 1973, IEC62619, CE Racks tested to UL9540A for thermal runaway




EVESCO  
(PART OF POWER SONIC CORP.)  
NA, LATAM & APAC  
365 Cabela Dr Suite 300,  
Reno, Nevada 89439  
USA  
T: +1 775 824 6500  
E: [evesco@power-sonic.com](mailto:evesco@power-sonic.com)

EMEA  
Smitspol 4, 3861 RS,  
Nijkerk  
The Netherlands  
T: +31 33 7410 700  
E: [evesco@power-sonic.com](mailto:evesco@power-sonic.com)

[evesco.com](http://evesco.com)



ELECTRIC VEHICLE ENERGY STORAGE COMPANY



# ES-10002000S

Containerized Battery Energy Storage System  
LiFePO4 Battery Technology

## BATTERY MANAGEMENT SYSTEM

EVESCO's containerized energy storage systems come complete with an intelligent 3-level framework Battery Management System (BMS), which includes a BMU, SBMS and MBMS.

The BMS provides all round, real-time monitoring and protection of the lithium batteries within the ESS. It provides data on cell voltage, cell temperature, cable terminal temperature, battery string voltage, current, SOC and SOH.

The BMS has been configured with a set value over limit logic, which is integrated with the main control terminal to deliver complete protection and maximum battery life.

## FEATURES

- 3-level BMS offering complete battery protection
- Comprehensive monitoring of battery operating status, including voltage, current and temperature
- High voltage detection accuracy on battery cells, ensuring exceptional system data analysis reliability
- Multi point temperature monitoring to avoid battery thermal runaway and ensure system safety
- Active cell balancing to maximize battery life
- Modular design with high scalability

BMU SPECIFICATIONS		CMU SPECIFICATIONS	
Cell Volt. Measurement Accuracy	±5 mV	String Voltage Measurement Range	50~1500 Volts
Cell Volt. Monitoring Interval	≤ 500 ms	String Volt. Measurement Accuracy	±1%
Cell Temp. Measurement Accuracy	±2°C	String Volt. Monitoring Interval	≤ 200 ms
Cell Temp. Measurement Interval	≤ 3s	String Current Measurement Range	±400 A
Cell Balancing Current	5A max.	String Curt. Measurement Accuracy	≤ 1%
Cell Voltage Measurement Range	1 ~ 4.95 Volts	String Current Monitoring Interval	≤ 50 ms
Balancing Method	Active balancing	SOC Calculation Accuracy	≤ 8%
Over Temperature Protection	Automatic	Input Insulation Resistance	≥10 MΩ, 1000 VDC
Overcurrent Protection	250 A / 1s		
Short Circuit Protection	500 A / 10ms		



EVESCO  
(PART OF POWER SONIC CORP.)  
NA, LATAM & APAC  
365 Cabela Dr Suite 300,  
Reno, Nevada 89439  
USA  
T: +1 775 824 6500  
E: [evesco@power-sonic.com](mailto:evesco@power-sonic.com)

EMEA  
Smitspol 4, 3861 RS,  
Nijkerk  
The Netherlands  
T: +31 33 7410 700  
E: [evesco@power-sonic.com](mailto:evesco@power-sonic.com)

[evesco.com](http://evesco.com)



ELECTRIC VEHICLE ENERGY STORAGE COMPANY



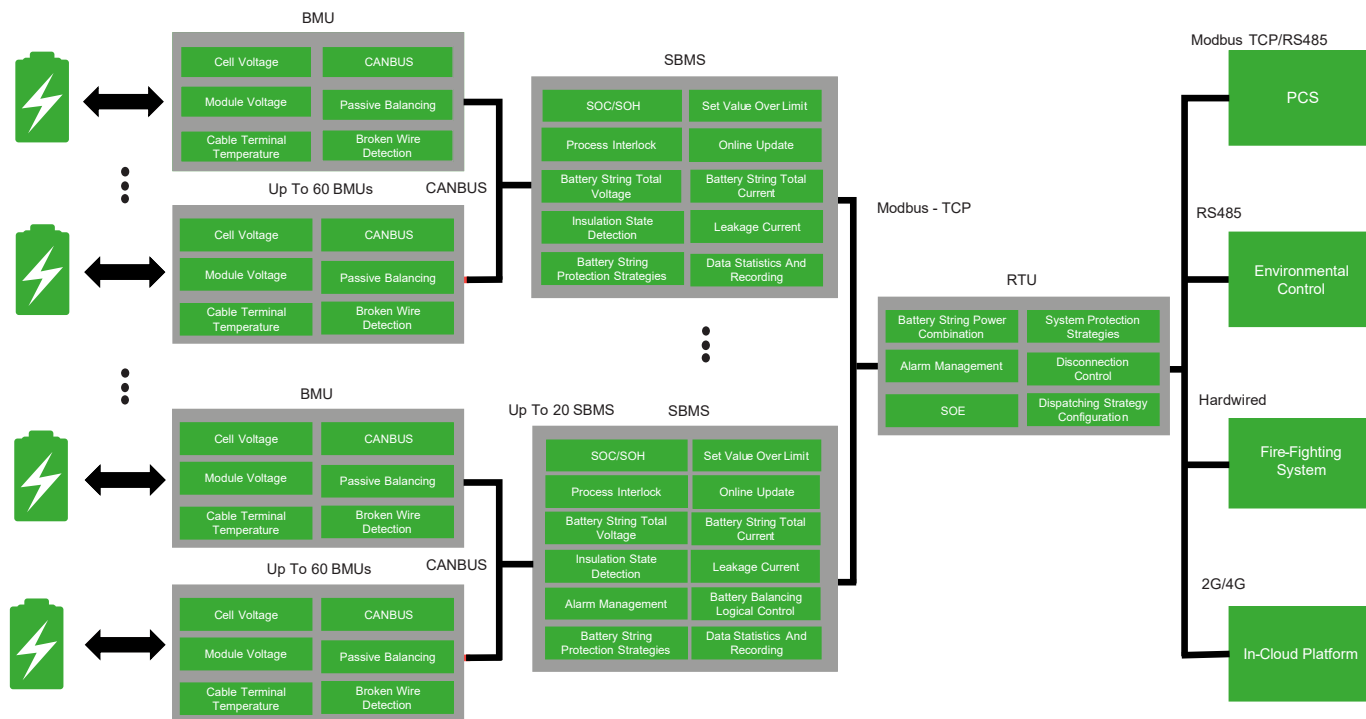
# ES-10002000S

Containerized Battery Energy Storage System  
LiFePO4 Battery Technology

## BATTERY MANAGEMENT SYSTEM

The BMS includes a first level system main controller MBMS, a second level battery string management module SBMS, and a third level battery monitoring unit BMU, wherein the SBMS can mount up to 60 BMUs.

## 3-LEVEL FRAMEWORK



**EVESCO**  
(PART OF POWER SONIC CORP.)  
NA, LATAM & APAC  
365 Cabela Dr Suite 300,  
Reno, Nevada 89439  
USA  
T: +1 775 824 6500  
E: [evesco@power-sonic.com](mailto:evesco@power-sonic.com)

**EMEA**  
Smitspol 4, 3861 RS,  
Nijkerk  
The Netherlands  
T: +31 33 7410 700  
E: [evesco@power-sonic.com](mailto:evesco@power-sonic.com)

[evesco.com](http://evesco.com)

# ES-10002000S

Containerized Battery Energy Storage System  
LiFePO4 Battery Technology

## POWER CONVERSION SYSTEM (PCS)

EVESCO's containerized energy storage systems utilize a Power Conversion System (PCS) with an advanced bi-directional converter which can charge and discharge the batteries with various modes. These modes offer flexibility for different charging/discharging strategies based on the specific goals of your application. The ES-10002000S utilizes 6 x 200kW PCS in parallel.

### FEATURES

- Bi-directional converter with multiple modes for flexible charging and discharging of batteries
- Modes for charging include constant current charging, equalized charging and float charging
- Meets smart grid design specifications allowing for grid ancillary services and demand response programs
- Advanced islanding detection technology
- Off-grid independent operation
- Reactive power compensation and other functions
- Fast and accurate power response
- Optional transformer to step-up to grid and step-down to loads

#### GENERAL SPECIFICATIONS (1X 200KW)

<b>Transformer</b>	Not included
<b>IP Level</b>	IP66
<b>Operating Temperature</b>	-22°F (-30°C) to 149°F (65°C)
<b>Relative Humidity</b>	0 ~ 100% (no condensation)
<b>Cooling</b>	Intelligent forced air cooling
<b>Dimensions (W x H x D)</b>	800 x 275 x 865 mm
<b>Weight</b>	100 Kg



#### GENERAL SPECIFICATIONS (CONT..)

<b>Altitude</b>	4000 m
<b>Display</b>	Touch screen LCD
<b>Communication Protocol</b>	Modbus-RTU / Modbus-TCP
<b>Communication Interface</b>	RS485, CAN

#### DC INPUT SPECIFICATIONS

<b>Max. DC Voltage</b>	1500 VDC
<b>DC Voltage Range</b>	1000 VDC ~ 1500 VDC
<b>Max. DC Current</b>	224.5 A (x6 for complete system)

#### GRID-TIED AC OUTPUT SPECIFICATIONS

<b>Rated AC Output Power</b>	200 kW (1000 kW for complete system)
<b>Max. AC Output Power</b>	220 kW (1320 kW for complete system)
<b>Rated Grid Voltage</b>	690 VAC 3W +PE
<b>Output Voltage Range</b>	586.5 ~ 759 V (settable)
<b>Rated Grid Frequency</b>	50 Hz / 60 Hz
<b>Max Output Current</b>	184.1 A (x6 for complete system)
<b>Adjustable Power Factor</b>	>0.99 (at rated power) 1 (leading) ~ 1 (lagging)

**PCS specifications subject to change based on application.**



**EVESCO**  
(PART OF POWER SONIC CORP.)  
NA, LATAM & APAC  
365 Cabela Dr Suite 300,  
Reno, Nevada 89439  
USA  
T: +1 775 824 6500  
E: [evesco@power-sonic.com](mailto:evesco@power-sonic.com)

**EMEA**  
Smitspol 4, 3861 RS,  
Nijkerk  
The Netherlands  
T: +31 33 7410 700  
E: [evesco@power-sonic.com](mailto:evesco@power-sonic.com)



ELECTRIC VEHICLE ENERGY STORAGE COMPANY



# ES-10002000S

Containerized Battery Energy Storage System  
LiFePO4 Battery Technology

## HVAC

The environmental control system inside the ESS adopts precision heating, ventilation and air conditioning designed to ensure ideal internal temperature whether discharging, charging or on standby.

The operation of the HVAC is fully automatic and responds to the internal temperature of the container. It is a highly reliable system and has a number of easy to use functions.

- **Cooling** - cooling starts when the containers internal temperature exceeds the cooling set point, and it stops when the temperature drops below the cooling set point.
- **Heating** - heating starts when the containers internal temperature is lower than the heating set point, and it stops when the temperature rises above the heating set point.
- **Dehumidification** - dehumidification starts when the containers internal humidity exceeds the dehumidification set point, and it stops when the humidity drops below the dehumidification set point.

### HVAC SPECIFICATIONS

PARAMETER	DEFAULT	SETTING RANGE
Cooling Set Point	77°F (25°C)	59 ~ 122°F (15 ~ 50°C)
Return Difference	50°F (10°C)	34 ~ 50°F (1 ~ 10°C)
Heating Set Point	59°F (15°C)	5 ~ 59°F (-15 ~ 15°C)
Return Difference	50°F (10°C)	34 ~ 50°F (1 ~ 10°C)
Dehumidification Set Point	60%	40 ~ 90 %
Return Difference	50%	34 ~ 86%

## FIRE SUPPRESSION SYSTEM

The fire suppression system is designed according to the container size, and the fire extinguishing gas is discharged from the extinguishing gas cylinders to the main pipeline and then to branch pipelines and sprayed from nozzles. The system includes fire detectors, audible and visual alarm, emergency start/stop button, gas release indicator, gas extinguishing controller, etc., and follows global standards. Main features include.

- Extinguishes electrical, liquid and solid substance fires
- Auto start, manual start and mechanical emergency start
- Effectively prevents accidental discharge caused by chronic leakage
- Configured to prevent accidental start
- Event logging function



EVESCO  
(PART OF POWER SONIC CORP.)  
NA, LATAM & APAC  
365 Cabela Dr Suite 300,  
Reno, Nevada 89439  
USA  
T: +1 775 824 6500  
E: [evesco@power-sonic.com](mailto:evesco@power-sonic.com)

EMEA  
Smitspol 4, 3861 RS,  
Nijkerk  
The Netherlands  
T: +31 33 7410 700  
E: [evesco@power-sonic.com](mailto:evesco@power-sonic.com)

[evesco.com](http://evesco.com)

## ES-10002000S

Containerized Battery Energy Storage System  
LiFePO4 Battery Technology

### LOCAL CONTROLLER

The local controller is a dedicated controller which has been developed specifically for energy storage systems. It has been designed for the control, protection, communication and scheduling of the ESS subsystems (BMS, HMI, HVAC, fire suppression, electricity meter etc.)

### DATA EXCHANGE

The controller summarizes information of the subsystems through communication protocols, it is then forwarded to the master BESS. At the same time, it processes the control commands issued by the main station and then forwards them to each subsystem.

### DATA STORAGE

The controller has a storage function, which stores up to 8G of historical data. Historical data can be analyzed by the user if a fault occurs w to quickly locate and solve the problem. The standard data (1-minute intervals) can be stored for at least 3 months.

### DESIGNED TO WORK WITH THIRD PARTY SCADA & EMS

The local controller's operating system is designed to work with third party SCADA or EMS using register map as a communication protocol.

The key function for the local controller is the charge or discharge of the Battery Energy Storage System. Depending on the application of the BESS an EMS may be required. EVESCO are happy to work with you in choosing a suitable EMS based on the location and application.



### REMOTE MONITORING & MANAGEMENT

The controller can access 4G Internet, enabling communication with remote servers to facilitate remote monitoring and management. The control delay time is <500 ms. Internet infrastructure and additional hardware will be required.

### FLEXIBLE EXPANSION OF INTERFACE FUNCTIONS

The controller includes various interface expansion modules: communication module, digital input/ output module, analog input/output module. Through expansion, the controller can quickly expand the sampling and control functions

#### LOCAL CONTROLLER SPECIFICATIONS

<b>PCS Communication</b>	TCP, RS485
<b>HVU Communication</b>	TCP, IP
<b>HVAC Communication</b>	RS485
<b>Supported Communication Protocols</b>	Ethernet, Analog and digital I/O, MODBUS, DNP, IEC 102, IEC61850
<b>Relay</b>	24 stem node input / outputs
<b>Grid Control Application</b>	Time shifting, peak shaving, renewable moving average
<b>Off-Grid Control Application</b>	Backup power, PV/DG/EV/ ESS integrated micro-grid control
<b>Battery Management System</b>	DC busbar incoming control



**EVESCO**  
(PART OF POWER SONIC CORP.)  
NA, LATAM & APAC  
365 Cabela Dr Suite 300,  
Reno, Nevada 89439  
USA  
T: +1 775 824 6500  
E: [evesco@power-sonic.com](mailto:evesco@power-sonic.com)

**EMEA**  
Smitspol 4, 3861 RS,  
Nijkerk  
The Netherlands  
T: +31 33 7410 700  
E: [evesco@power-sonic.com](mailto:evesco@power-sonic.com)

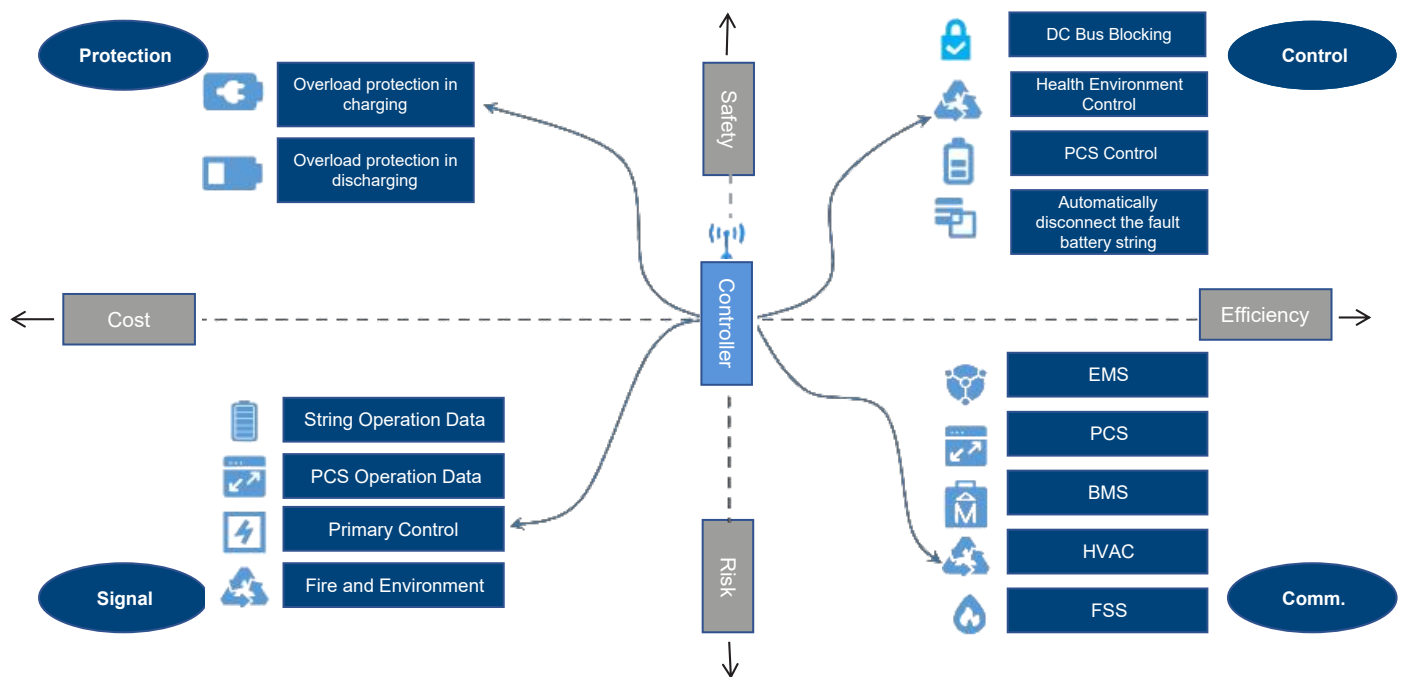


## ES-10002000S

Containerized Battery Energy Storage System  
LiFePO4 Battery Technology

### LOCAL CONTROLLER

The local controller is a device that realizes system operation, status control, grid connection control, system protection and data exchange. It is at the core of the ESS operation.



**EVESCO**  
(PART OF POWER SONIC CORP.)  
NA, LATAM & APAC  
365 Cabela Dr Suite 300,  
Reno, Nevada 89439  
USA  
T: +1 775 824 6500  
E: [evesco@power-sonic.com](mailto:evesco@power-sonic.com)

**EMEA**  
Smitspol 4, 3861 RS,  
Nijkerk  
The Netherlands  
T: +31 33 7410 700  
E: [evesco@power-sonic.com](mailto:evesco@power-sonic.com)