

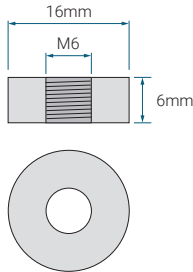


DCG12-45 12V 45 AH @ 20-hr. 12V 40 AH @ 10-hr.

Rechargeable Sealed Lead Acid Battery
DCG – Deep Cycle Gel Series

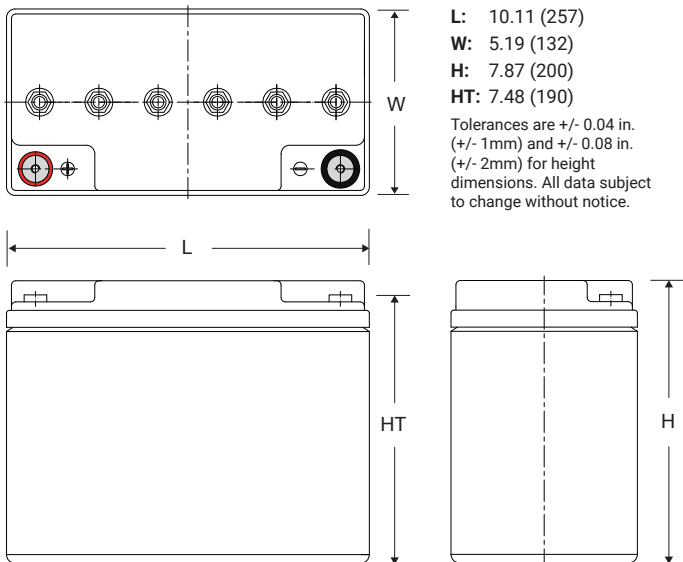
TERMINALS: (mm)

T6: Threaded insert with 6mm stud fastener



Torque: 3.9~5.4 Nxm

DIMENSIONS: inch (mm)



FEATURES

- Thixotropic gel electrolyte for enhanced performance
- Valve regulated, maintenance free spill proof construction
- Specifically engineered for cyclic applications
- Power/volume ratio yielding excellent energy density
- Gas recombination technology
- Rugged vibration and impact resistant ABS case and cover (UL94-HB) Also available to UL94-V0

APPROVALS

- Approved for transport by air. D.O.T., I.A.T.A., F.A.A. and C.A.B. certified
- U.L recognized
- ISO9001:2015 – Quality management systems

PERFORMANCE SPECIFICATIONS

Nominal Voltage	12 volts (6 cells)	
Nominal Capacity		
20-hr. (2.25A to 10.80 volts)	45.0 AH	
10-hr. (4.00A to 10.50 volts)	40.0 AH	
5-hr. (7.20A to 10.50 volts)	36.0 AH	
3-hr. (10.40A to 10.50 volts)	31.2 AH	
1-hr. (24.80A to 10.00 volts)	24.8 AH	
Approximate Weight	35.7 lbs. (16.2 kg)	
Internal Resistance (approx.)	11.3 milliohms	
Shelf Life (% of nominal capacity at 68°F (20°C))		
1 Month	97%	
3 Month	91%	
6 Month	83%	
Operating Temperature Range		
Charge	5°F (-15°C) to 122°F (50°C)	
Discharge	-4°F (-20°C) to 140°F (60°C)	
Case	ABS Plastic	
Recommended Power Sonic Chargers	PSC-124000-PC PSC-243500-PC PSC-1210000-PC	

GLOBAL HEADQUARTERS (USA AND INTERNATIONAL EXCLUDING EMEA)

Power-Sonic Corporation
365 Cabela Dr Suite 300,
Reno, Nevada 89523
USA
T: +1 619 661 2020
E: customer-service@power-sonic.com

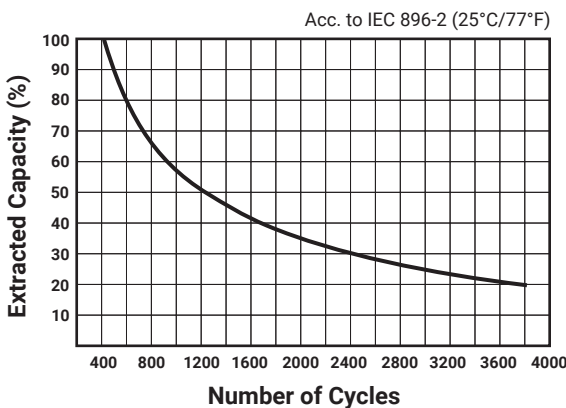
POWER-SONIC EMEA (EMEA – EUROPE, MIDDLE EAST AND AFRICA)

Smitspol 4, 3861 RS Nijkerk,
The Netherlands
T NL: + 31 33 7410 700
T UK: + 44 1268 560 686
T FR: + 33 344 32 18 17
E: salesEMEA@power-sonic.com

DCG12-45 12V 45 AH @ 20-hr.
12V 40 AH @ 10-hr.

Rechargeable Sealed Lead Acid Battery
DCG – Deep Cycle Gel Series

CYCLE LIFE IN RELATION TO DEPTH OF DISCHARGE



CHARGING

Cycle Applications: Apply constant voltage charge at 2.35v/c – 2.45v/c (14.1 – 14.7v for 12v Monobloc) at 20°C. Initial charging current should be set at less than 0.25C Amps. Switch to float charge to avoid overcharging.

“Float” or “Stand-By” Service: Apply constant voltage charge of 2.25v/c – 2.30v/c (13.5 to 13.8 volts for 12v Monobloc) at 20°C. When held at this voltage, the battery will seek its own current level and maintain itself in a fully charged condition.

Temperature Compensation: Charging Voltage for both Cyclic and Standby applications should be regulated in relation to ambient temperature. As temperature rises charging voltage should be reduced to prevent overcharge and increased as temperature falls to avoid undercharge.

For further charging information including temperature compensation factors, see Power Sonic Technical Manual/ Power Sonic Charger specifications.

APPLICATIONS

A whole range of CYCLIC applications including but not limited to:

- Medical
- Solar
- Wind
- Mobility
- Golf Carts

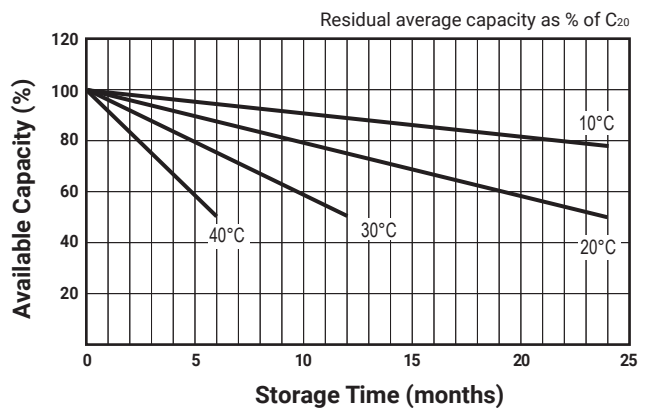
GLOBAL HEADQUARTERS
(USA AND INTERNATIONAL EXCLUDING EMEA)

Power-Sonic Corporation
365 Cabela Dr Suite 300,
Reno, Nevada 89523
USA
T: +1 619 661 2020
E: customer-service@power-sonic.com

POWER-SONIC EMEA
(EMEA – EUROPE, MIDDLE EAST AND AFRICA)

Smitzpol 4, 3861 RS Nijkerk,
The Netherlands
T NL: + 31 33 7410 700
T UK: + 44 1268 560 686
T FR: + 33 344 32 18 17
E: salesEMEA@power-sonic.com

GENERAL RELATION OF CAPACITY VS. STORAGE TIME



CHARGERS

Power Sonic offers a wide range of chargers suitable for batteries with a variety of capacities.

Please refer to our website for more information on our switch mode and transformer type chargers.

Please contact our technical department for advice if you have difficulty in locating a suitable charger.

FURTHER INFORMATION

Please refer to our website www.power-sonic.com for a complete range of useful downloads, such as product catalogs, material safety data sheets (MSDS), ISO certification, etc.

